



12' x 12' x 8' Instant Storage Shed

Protect Your Investments from Inclement Weather & Sun Damage

MDM Products Instant Garages provide the best in instant, portable protection for any purpose. Typical uses include lawn equipment storage and equipment/material storage. The house style unit quickly sheds moisture, rain, or snow for maximum protection of the interior contents. The pre-drilled frame is easily assembled with minimal handtools. Unlike other products, no drilling or field cutting is required. All frame components are made from galvanized steel.

Main cover and doors are made from long life UV Resistant, Fire Retardant Poly with woven backing. CPAI-84 rated. All fabric components feature heat-welded seam construction. Unit features a double zipper door on one end and a 36" wide "man-way" door on the other. Each door contains a pocket for a rigid pole and grommets for securing them up during use. Each unit comes equipped with duckbill earth anchors and drive rod.

Exclusive Features

- Heavy-Duty Galvanized Finish All Steel Frame Components
- One (1) Double Zipper Door / One (1) 36" Man-way Door
- Complete Anchoring System Included
- Wind Brace Support on Each Side
- 8oz. Polyethylene CPAI-84 Fabric Cover and Doors

Nominal Size	12' Wide x 12' Long x 8' High
Arches	Four (4) on 48" spacing 1-5/8" diameter frame members
Standard End Door Size	One - 10' wide x 6' height at edge One - 3' wide at center
Model # / Color	#82001 Grey #82003 Green #82002 Translucent All Interiors - white only

Main Cover	UV protected 22 mil, fabric backed poly. 8oz. weight
Fire Retardant Standard	Main cover and doors meet CPAI-84 Section 5
Anchors Door Size	Four (4) 36" Duckbills with U-bolts & drive rod
Shipping Weight	197 Lbs. in Two (2) boxes Shipped via motor freight




105 Woodmont Road
Milford CT 06460 USA
toll free 800-447-7079
203-877-7070, fax 203-783-9531
www.mdmproducts.com
www.instantgarages4less.com



Consumer friendly packaging - Easy to handle 2 box shipment



All frame members are long life galvanized steel



Structural wind brace on each side



Heavy-Duty Duckbill Anchors




Heavy-Duty Cover Lacing



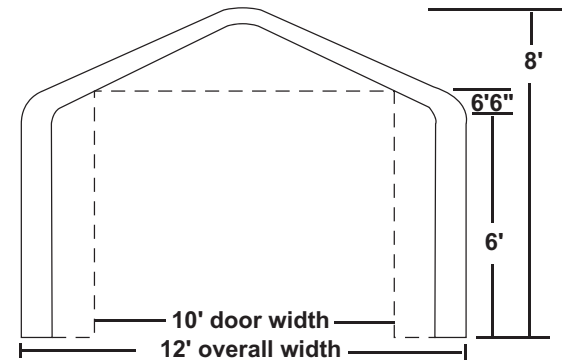
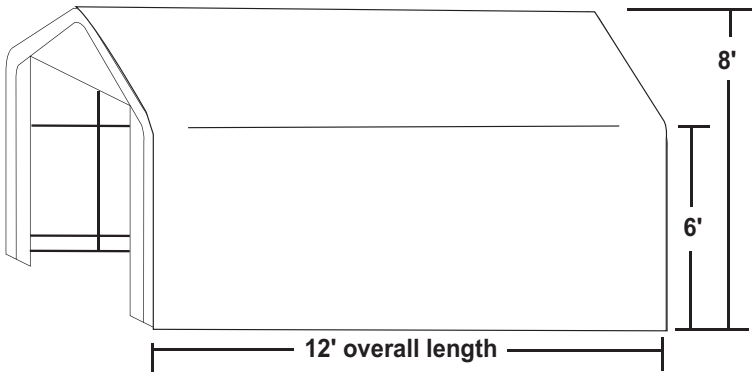
Pre-Drilled, Bolt together frame



Door Hold-up Bungee Cords



Withstands winter weather



More Fine Products from **MDM Products**



One Car Garages



SUV / Boat Garages



Large Buildings



Two Car Garages



Car & Cycle Pockets



Party Tents
14' - 32' long

Authorized Dealer



Produced and Distributed by



105 Woodmont Road
Milford CT 06460 USA
800.447.7079 / 203.877.7070
203.783.9531 fax
www.mdmproducts.com

Publication
Spec 1SH 3/06