



30' x 30' x 15'

Round Style Portable Building

Protect Your Investments from Inclement Weather & Sun Damage

MDM Products 30x30 Buildings provide the best in instant and portable protection for any purpose. Typical uses include contractor workshop areas, equipment/material storage, and temporary work areas. The round style unit provides extra space along the sides of the enclosure, with maximum height near the center ridge. The pre-drilled frame is easily assembled with minimal handtools. Unlike other products, no drilling or field cutting is required. All frame components are made from heavy galvanized materials. Main cover and doors are made from long life UV Resistant, Fire Retardant Polyethylene with woven backing.

All fabric components feature heat-welded seam construction. Unit features triple zipper doors on **BOTH ENDS** to allow access from either end, drive-through capability, and good ventilation. Each door contains a pocket for a rigid pole and grommets for securing them up during use. The long lasting cover design provides for run-off of rain, or melting snow, to avoid water getting in through the perimeter of the cover. Each unit comes equipped with a set of 14 duckbill earth anchors, with a 36" stainless steel tether, and drive rod, to secure the unit at all strategic points.

Exclusive Features

- **Heavy-Duty Galvanized Finish - All Steel Frame**
- **Two (2) Triple Zipper Doors**
- **Wind Brace Support on Each Corner**
- **One (1) Roll-up Door Kit**
- **Complete Anchoring System Included**
- **10oz., CPAI-84 Fabric Cover and Doors**

Standard Specifications

Nominal Size	30' Wide x 30' Long x 15' High
Arches	Seven (7) on 60" spacing 2-3/8" Frame members
Standard End Door Size	27' wide x 14' height edge Triple zipper door each end
Color / Model #	#86001 Grey #86003 Forest Green All Interiors - white only

Main Cover	UV protected 24 mil, fabric backed poly. 10oz. weight
Fire Retardant Standard	Main cover and doors meet CPAI-84 Section 5
Anchors Door Size	Fourteen (14) 36" Duckbills with U-bolts & drive rod
Shipping Weight	900 Lbs. in Nine (9) boxes Shipped via motor freight



105 Woodmont Road
Milford, CT 06460 USA
800-447-7079/203-877-7070
FAX 203-783-9531
www.mdmproducts.com
www.instantgarages4less.com



Bolt together frame easily assembled & disassembled on site.



Two (2) Triple zipper doors included for drive-thru access.



Optional Roll-up door kits allow quick access and closure.




High quality anchors at each upright and corner.



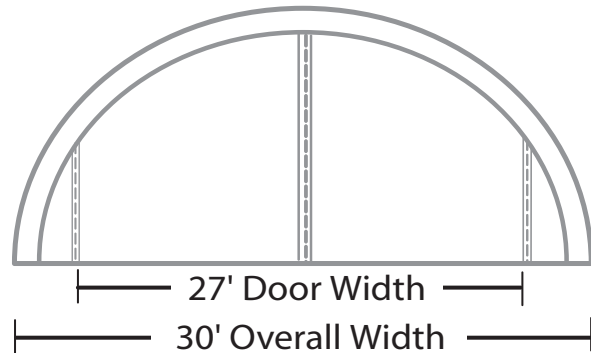
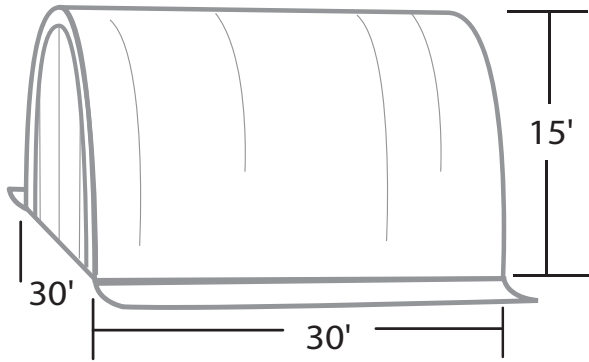
60" Rafter spacing provides extra strong frame.



Extra height clearance makes large equipment entry and storage easy.



Wind Brace at each corner



More Fine Products from **MDM Products**



One Car Garages



SUV / Boat Garages



Portable Buildings



Two Car Garages



Car & Cycle Pockets



Party Tents
14' - 32' long

Authorized Dealer



Produced and Distributed by



15 Woodmont Road
Milford, CT 06460 USA
800-447-7079 / 203-877-7070
FAX 203-783-9531
www.mdmproducts.com
www.instantgarages4less.com

Spec1 3030
03/06